



# SHIFT

*Table series*

The SHIFT Table merges everyday living and working for the entrepreneurial nomad. People that quickly and easily want to switch between work and personal life all the while staying conveniently 'connected'.

The design of the table oozes "authentic modernism" using subtle lines to create an array of hidden functions. The Shift Table helps you keep unattractive cables out of sight while your devices can stay within reach, safely and effortlessly recharging in their own hidden place.

FIND ONLINE:

- CAD DATA
- COLOURS & MATERIALS
- HIGH RES. IMAGES
- TRADE & CUSTOM SOLUTIONS



SHIFT TABLE



SHIFT TABLE



SHIFT TABLE



SHIFT TABLE



SHIFT BENCH



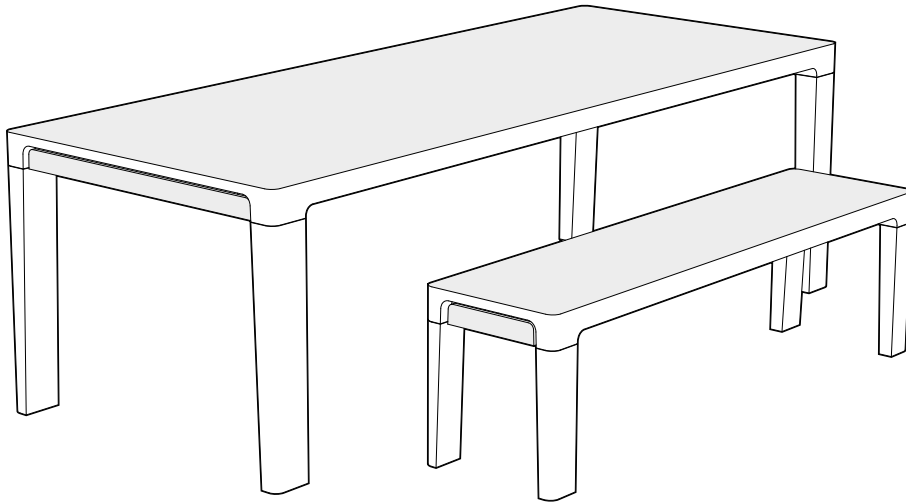
SHIFT BENCH



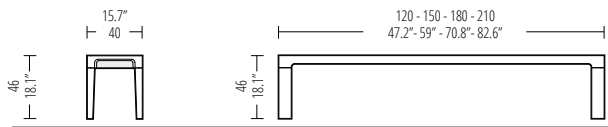
SHIFT BENCH



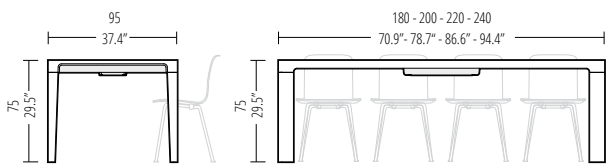
SHIFT BENCH



DIMENSIONS




Shift Bench



Shift Table

BASE AND TABLETOP

SOLID



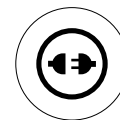
ACCESSORIES



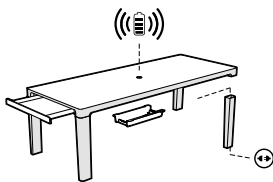
.SI socket integration



.QI wireless charging

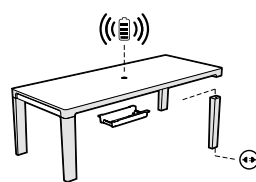


.CM cable management




METROPOLITAN PRO

- + 1 SIDE DRAWER
- + WIRELESS CHARGING
- + CENTRAL HUB
- + CABLESLOT IN LEG



URBAN PLUS

- + WIRELESS CHARGING
- + CENTRAL HUB
- + CABLESLOT IN LEG



CITY BASIC



Compatible with various Tablets & Phones

\*Specifications are subject to change without prior notice.